

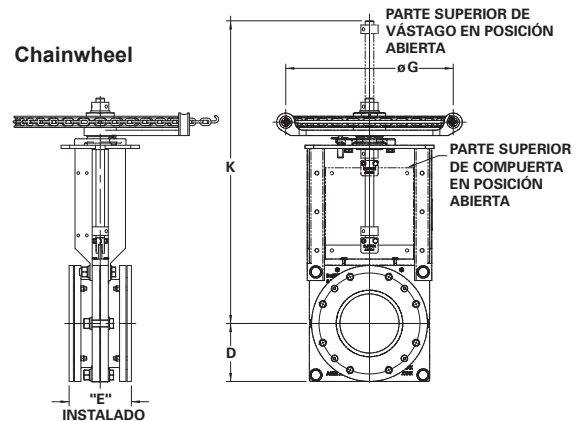
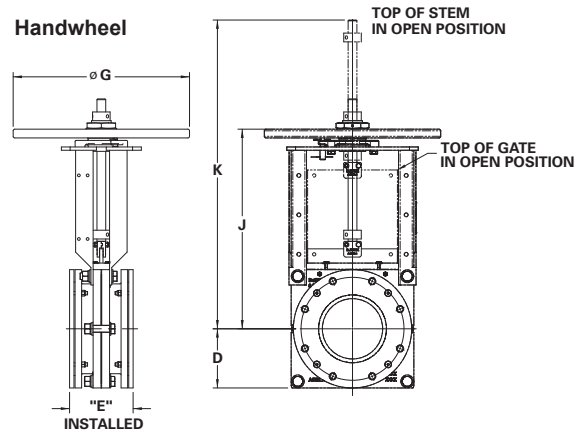
Dimensions

Handwheel & Chainwheel

Valve Size	Dimensions				
	D	E* Installed	G Handwheel	G Chainwheel	K
2" 50mm	3.00 76	6.88 175	12.00 305	12.00 305	19.60 498
3" 80mm	3.75 95	6.88 175	12.00 305	12.00 305	20.98 533
4" 100mm	4.50 114	6.88 175	12.00 305	12.00 305	22.98 584
5" 125mm	5.00 127	7.00 178	12.00 305	12.00 305	28.85 733
6" 150mm	5.50 140	7.00 178	16.00 406	20.00 508	30.35 771
8" 200mm	6.75 171	7.25 184	20.00 508	20.00 508	35.23 895
10" 250mm	8.00 203	8.88 226	20.00 508	20.00 508	45.37 1152

* Retainer flanges are standard on 10" (250mm) and larger, and optional on 2-8" (50-200mm).
If retainer flanges are not required, deduct 1.00" (25mm). Allow an additional .25-.50" (6-13mm) for installation.

Inches
Millimeters



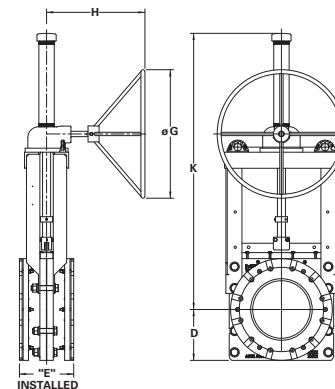
Bevel Gear Handwheel

Valve Size	Dimensions					
	D	E* Installed	G	H Standard Mounting	H 90 Degree Mounting	J
3" 80mm	3.75 95	6.88 175	12.00 305	10.12 257	10.12 257	23.45 596
4" 100mm	4.50 114	6.88 175	12.00 305	10.12 257	10.12 257	25.70 653
5" 125mm	5.00 127	7.00 178	12.00 305	10.12 257	10.12 257	30.38 772
6" 150mm	5.50 140	7.00 178	12.00 305	10.12 257	10.12 257	32.70 831
8" 200mm	6.75 171	7.25 184	12.00 305	10.12 257	10.12 257	39.07 992
10" 250mm	8.00 203	8.88 226	24.00 610	18.37 467	18.37 467	44.45 1129
12" 300mm	9.50 241	10.13 257	24.00 610	18.37 467	18.37 467	51.58 1310
14" 350mm	10.50 267	10.15 258	24.00 610	18.37 467	26.25 667	55.45 1408
16" 400mm	11.75 298	11.00 279	24.00 610	18.37 467	26.25 667	63.20 1605
18" 450mm	12.50 318	12.25 311	24.00 610	20.98 533	35.48 901	72.33 1837
20" 500mm	13.75 349	14.13 359	24.00 610	20.98 533	35.48 901	75.15 1909
24" 600mm	16.00 406	14.63 372	24.00 610	20.98 533	35.48 901	94.95 2412

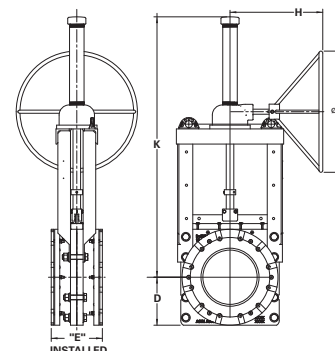
* Retainer flanges are standard on 10" (250mm) and larger, and optional on 2-8" (50-200mm).
If retainer flanges are not required, deduct 1.00" (25mm). Allow an additional .25-.50" (6-13mm) for installation.

Inches
Millimeters

Standard Mounting



90 Degree Mounting



Dimensions

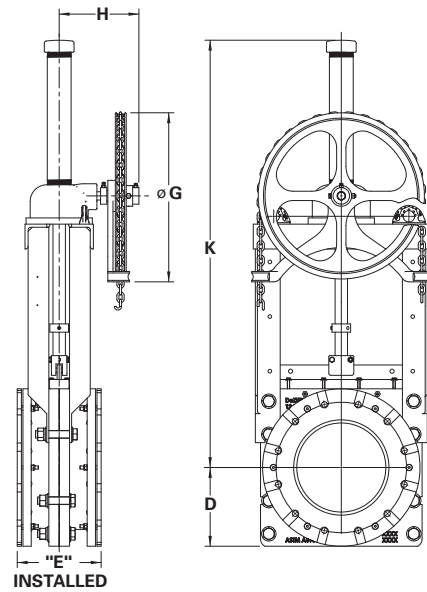
Bevel Gear Chainwheel

Valve Size	Dimensions					
	D	E* Installed	G	H Standard Mounting	H 90 Degree Mounting	K
3" 80mm	3.75 95	6.88 175	12.00 305	9.62 244	9.62 244	23.45 596
4" 100mm	4.50 114	6.88 175	12.00 305	9.62 244	9.62 244	25.70 653
5" 125mm	5.00 127	7.00 178	12.00 305	9.62 244	18.37 467	30.38 772
6" 150mm	5.50 140	7.00 178	12.00 305	9.62 244	18.37 467	32.70 831
8" 200mm	6.75 171	7.25 184	12.00 305	9.62 244	18.37 467	39.07 992
10" 250mm	8.00 203	8.88 226	20.00 508	9.62 244	18.37 467	44.45 1129
12" 300mm	9.50 241	10.13 257	20.00 508	9.62 244	18.37 467	51.58 1310
14" 350mm	10.50 267	10.15 258	20.00 508	9.62 244	18.37 467	55.45 1408
16" 400mm	11.75 298	11.00 279	20.00 508	9.62 244	18.37 467	63.20 1605
18" 450mm	12.50 318	12.25 311	20.00 508	12.23 311	26.27 667	72.33 1837
20" 500mm	13.75 349	14.13 359	20.00 508	12.23 311	26.27 667	75.15 1909
24" 600mm	16.00 406	14.63 372	20.00 508	12.23 311	26.27 667	94.95 2412

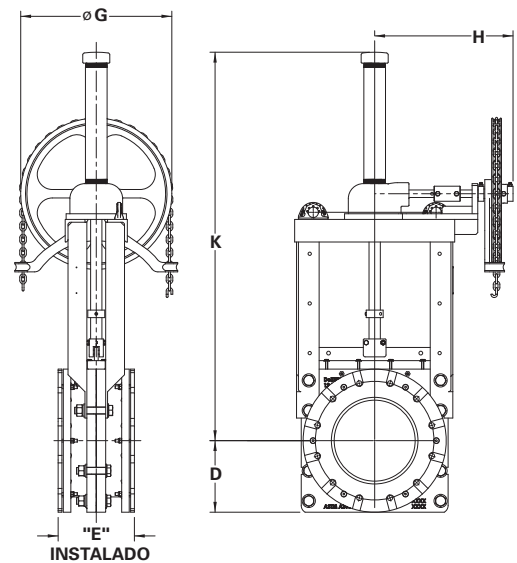
* Retainer flanges are standard on 10" (250mm) and larger, and optional on 2-8" (50-200mm).
If retainer flanges are not required, deduct 1.00" (25mm). Allow an additional .25-.50" (6-13mm) for installation.

Inches
Millimeters

Standard Mounting



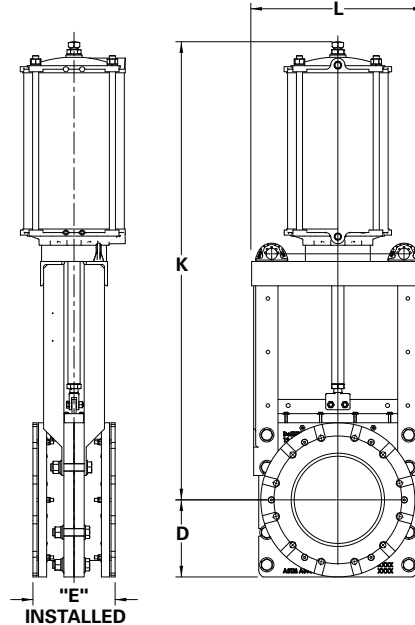
90 Degree Mounting



Dimensions

Pneumatic Cylinder

Valve Size	Dimensions			
	D	E* Installed	L	K
2" 50mm	3.00 76	6.88 175	7.88 200	23.83 605
3" 80mm	3.75 95	6.88 175	9.50 241	25.33 643
4" 100mm	4.50 114	6.88 175	11.00 279	27.20 691
5" 125mm	5.00 127	7.00 178	12.50 318	32.89 835
6" 150mm	5.50 140	7.00 178	13.50 343	35.20 894
8" 200mm	6.75 171	7.25 184	15.00 381	37.61 955
10" 250mm	8.00 203	8.88 226	18.00 457	37.68 957
12" 300mm	9.50 241	10.13 257	21.25 540	56.32 1431
14" 350mm	10.50 267	10.15 258	22.75 578	59.89 1521
16" 400mm	11.75 298	11.00 279	25.00 635	67.89 1724
18" 450mm	12.50 318	12.25 311	26.50 673	71.20 1808
20" 500mm	13.75 349	14.13 359	29.50 749	74.38 1889
24" 600mm	16.00 406	14.63 372	34.00 864	87.44 2221

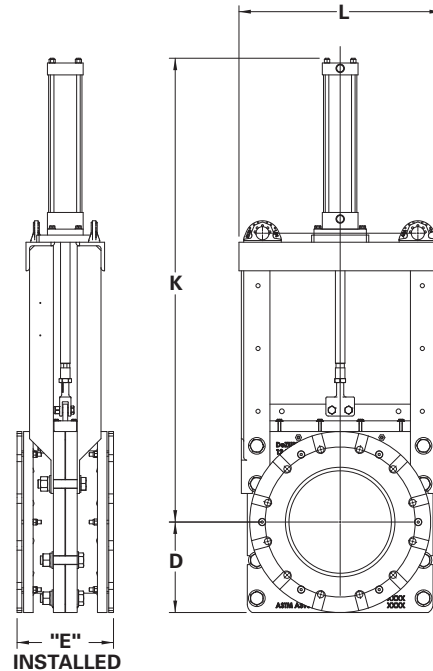


* Retainer flanges are standard on 10" (250mm) and larger, and optional on 2-8" (50-200mm). If retainer flanges are not required, deduct 1.00" (25mm). Allow an additional .25-.50" (6-13mm) for installation.

Inches
Millimeters

Hydraulic Cylinder

Valve Size	Dimensions			
	D	E* Installed	K	L
2" 50mm	3.00 76	6.88 175	20.50 521	7.88 200
3" 80mm	3.75 95	6.88 175	21.87 555	9.50 241
4" 100mm	4.50 114	6.88 175	24.25 616	11.00 279
5" 125mm	5.00 127	7.00 178	28.75 730	12.50 318
6" 150mm	5.50 140	7.00 178	31.31 795	13.50 343
8" 200mm	6.75 171	7.25 184	34.44 875	15.00 381
10" 250mm	8.00 203	8.88 226	42.63 1083	18.00 457
12" 300mm	9.50 241	10.13 257	47.57 1208	21.25 540
14" 350mm	10.50 267	10.15 258	53.38 1356	22.75 578
16" 400mm	11.75 298	11.00 279	59.26 1505	25.00 635
18" 450mm	12.50 318	12.25 311	66.31 1684	26.50 673
20" 500mm	13.75 349	14.13 359	71.69 1821	29.50 749
24" 600mm	16.00 406	14.63 372	84.81 2154	34.00 864



* Retainer flanges are standard on 10" (250mm) and larger, and optional on 2-8" (50-200mm). If retainer flanges are not required, deduct 1.00" (25mm). Allow an additional .25-.50" (6-13mm) for installation.

Inches
Millimeters



Need Knife Gate Valve pricing or support for your mining project? Contact us for more assistance.

Perth Branch

U2/41-45 Furnace Road
Welshpool WA 6106
Phone: +61 8 9353 2565
sales@thevalvecompany.com.au

Kalgoorlie Branch

2/69 Craig Road
West Kalgoorlie WA 6430
Phone: +61 8 9021 6668
sales@thevalvecompany.com.au

Brisbane Branch

U5/225 Queensport Road
North Murrarie QLD 4172
Phone: +61 7 3348 8636
sales@thevalvecompany.com.au

Bunbury Branch

Phone: +61 417 744 791
sales@thevalvecompany.com.au